

# Stage I

## Great Way To Start The Day

Ken Kempker - CRO



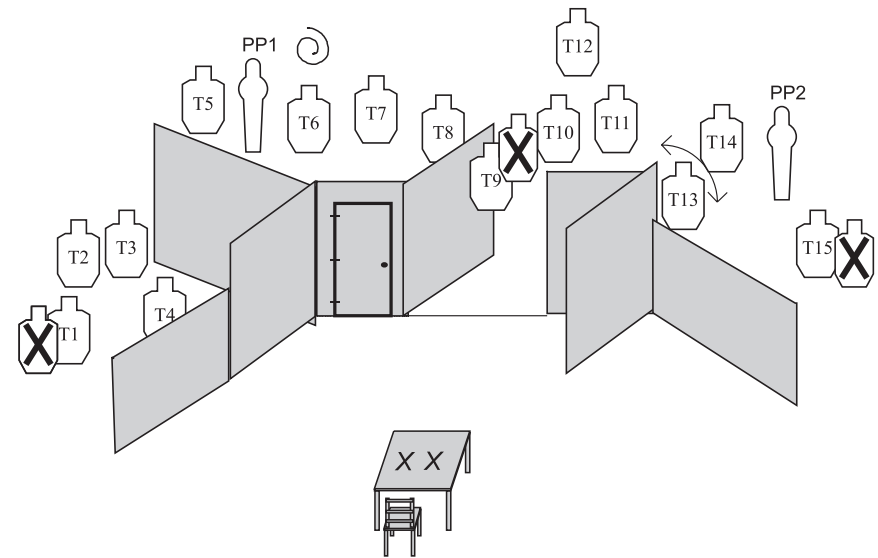
**Stage Designer:** Nationals Design Team  
**Scoring Method:** Comstock  
**Targets:** 15 IPSC, 2 PP – Best 2/paper, Steel: 1 KD = 1 "A"  
**Rounds/Points:** 32 rounds, 160 points  
**Start/Stop:** Audible - Last Shot

**Penalties:**  
 Per current edition of USPSA Rule Book.

**Start Position:**  
 Seated at table, knees under table, hand's on X's on table. Handgun is loaded and holstered per ready condition in rule 8.1.1 and 8.1.2

**Procedure:**  
 On signal, draw and shoot targets as they become visible from within shooting area.

**Notes:**  
 PP1 activates Drop Turner T6 and PP2 activates Swinger T13.



### PERSONAL STAGE DATA

Points: \_\_\_\_\_ Stage Points: \_\_\_\_\_  
 Time: \_\_\_\_\_ Stage Percent: \_\_\_\_\_  
 Hit Factor: \_\_\_\_\_ Stage Place: \_\_\_\_\_  
 High Hit Factor: \_\_\_\_\_ HHF Shot by: \_\_\_\_\_

Stage 2  
**T-Boned**  
 George Putnam - CRO

**Stage Designer:** Larry Turner - modifications by Nationals Design Team  
**Scoring Method:** Comstock  
**Targets:** 14 IPSC, 3 PP – Best 2/paper, Steel: 1 KD = 1 “A”  
**Rounds/Points:** 31 rounds, 155 points  
**Start/Stop:** Audible - Last Shot

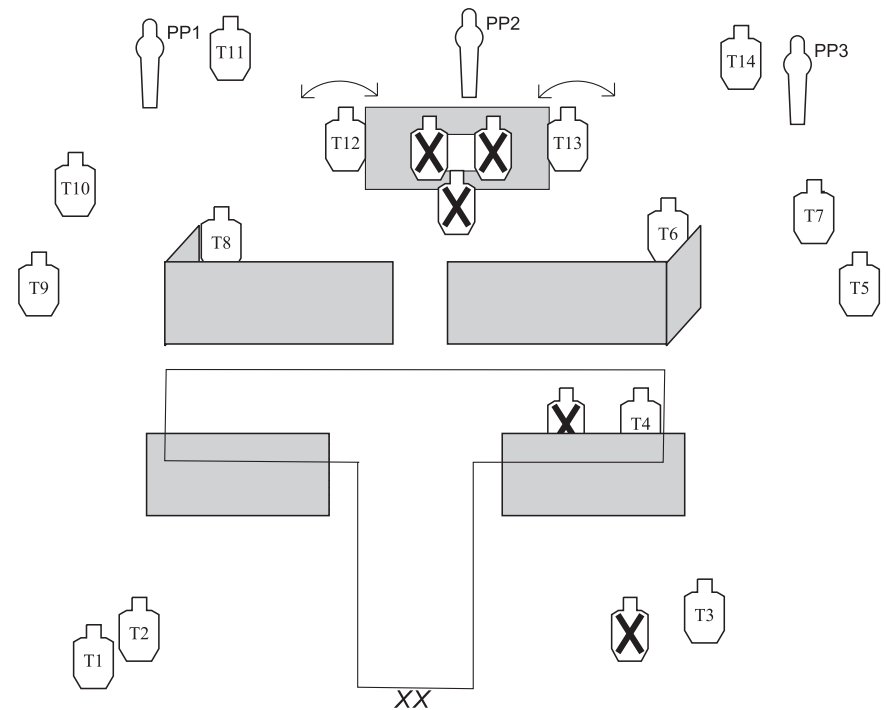
**Penalties:**  
 Per current edition of USPSA Rule Book.

**Start Position:**  
 Standing hands relaxed at sides, toes touching X's. Handgun loaded and holstered per ready condition in rule 8.1.1 and 8.1.2

**Procedure:**  
 On signal, draw and shoot targets as they become visible from within shooting area.

**Notes:**  
 PP2 activates swingers T12 and T13

**CZ-USA**  
 HUNTING AND SPORTING  
 FIREARMS



**PERSONAL STAGE DATA**

Points: \_\_\_\_\_ Stage Points: \_\_\_\_\_  
 Time: \_\_\_\_\_ Stage Percent: \_\_\_\_\_  
 Hit Factor: \_\_\_\_\_ Stage Place: \_\_\_\_\_  
 High Hit Factor: \_\_\_\_\_ HHF Shot by: \_\_\_\_\_

Stage 3  
**Choose Your Side**  
 Tom Loyd - CRO



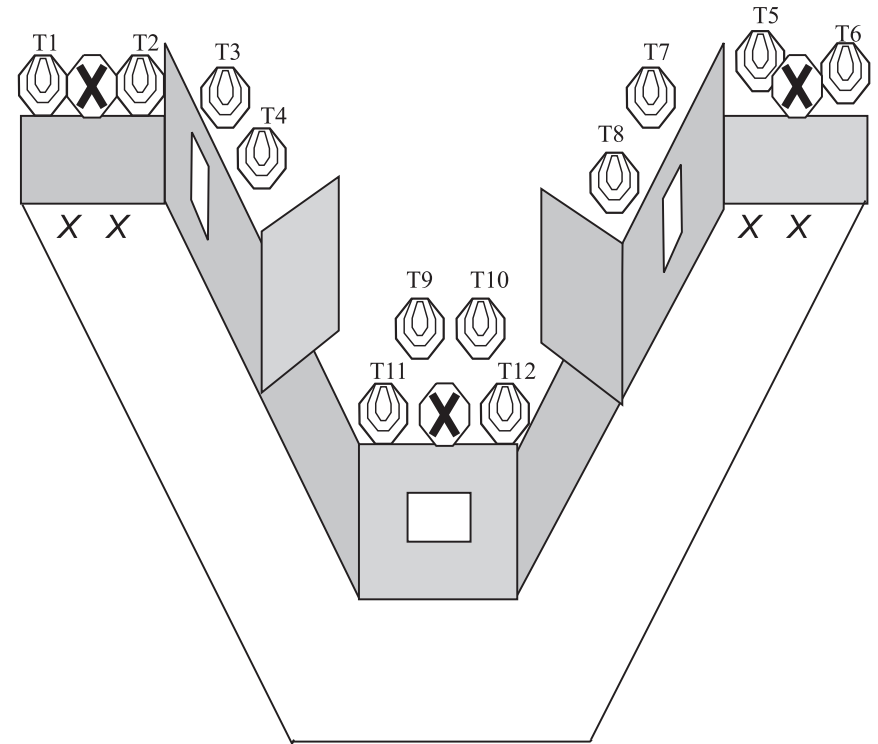
*Brazos Custom Gunworks*  
 WWW.BRAZOSCUSTOM.COM 1911STORE.COM

**Stage Designer:** Nationals Design Team  
**Scoring Method:** Comstock  
**Targets:** 12 Classic – Best 2/paper  
**Rounds/Points:** 24 rounds, 120 points  
**Start/Stop:** Audible - Last Shot

**Penalties:**  
 Per current edition of USPSA Rule Book.

**Start Position:**  
 Standing with toe's touching X's. Hands relaxed at sides. Handgun is loaded and holstered per ready condition in rule 8.1.1 and 8.1.2

**Procedure:**  
 On signal, draw and shoot targets as they become visible from within fault lines. Shooter may start on either side.



**PERSONAL STAGE DATA**

Points: \_\_\_\_\_ Stage Points: \_\_\_\_\_  
 Time: \_\_\_\_\_ Stage Percent: \_\_\_\_\_  
 Hit Factor: \_\_\_\_\_ Stage Place: \_\_\_\_\_  
 High Hit Factor: \_\_\_\_\_ HHF Shot by: \_\_\_\_\_

Stage 4  
**Sprint Race**  
 J. J. Powell - CRO

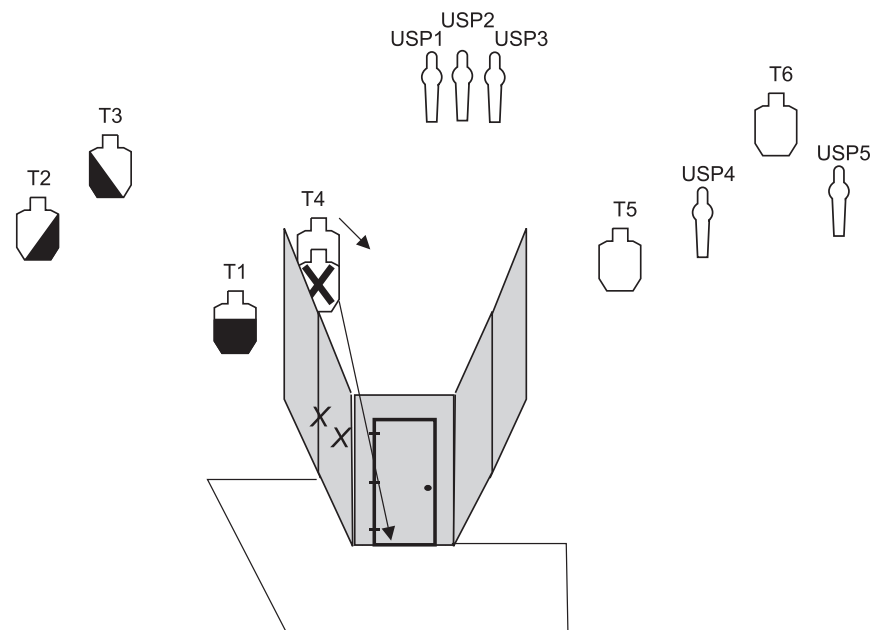
**Stage Designer:** Nationals Design Team  
**Scoring Method:** Comstock  
**Targets:** 6 IPSC, 5 USP – Best 2/paper, Steel: 1 KD = 1 "A"  
**Rounds/Points:** 17 rounds, 85 points  
**Start/Stop:** Audible - Last Shot

**Penalties:**  
 Per current edition of USPSA Rule Book.

**Start Position:**  
 Standing with hands touching X's. Handgun is loaded and holstered as per ready condition in rule 8.1.1 and 8.1.2

**Procedure:**  
 On signal, draw and shoot targets as they become visible from within the fault lines.

**Notes:**  
 Door activates dropout target.



**PERSONAL STAGE DATA**

Points: \_\_\_\_\_ Stage Points: \_\_\_\_\_  
 Time: \_\_\_\_\_ Stage Percent: \_\_\_\_\_  
 Hit Factor: \_\_\_\_\_ Stage Place: \_\_\_\_\_  
 High Hit Factor: \_\_\_\_\_ HHF Shot by: \_\_\_\_\_

# Stage 5

## Swingers To The Max

Keith Oltman - CRO

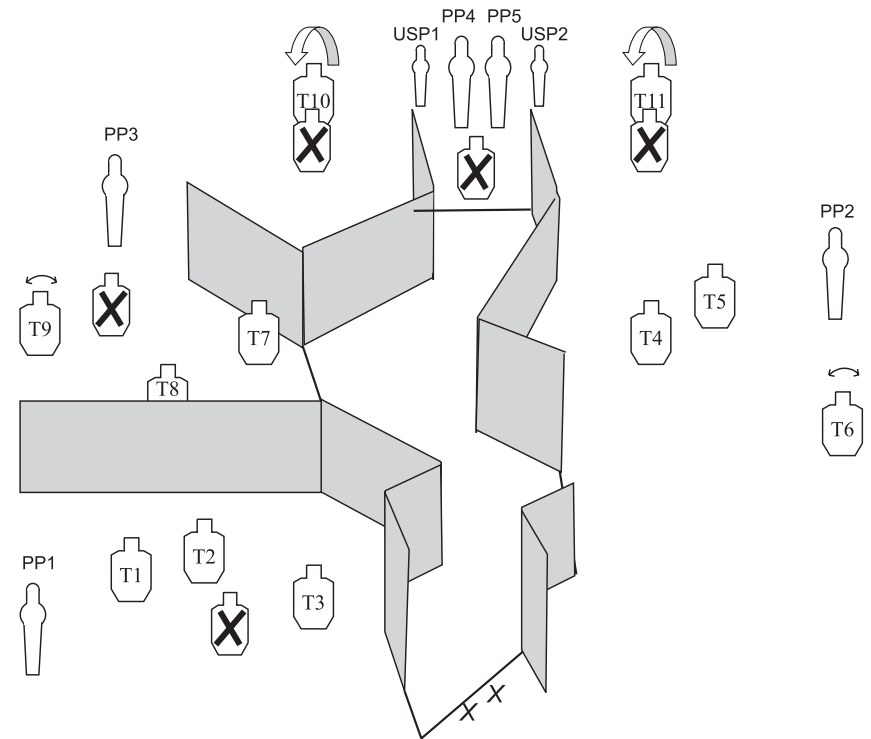
**Stage Designer:** Nationals Design Team  
**Scoring Method:** Comstock  
**Targets:** 11 IPSC, 5 PP, 2 USP – Best 2/paper, Steel: 1 KD = 1 “A”  
**Rounds/Points:** 29 rounds, 145 points  
**Start/Stop:** Audible - Last Shot

**Penalties:**  
 Per current edition of USPSA Rule Book.

**Start Position:**  
 Standing with toe's touching X's on rear fault line facing downrange. Hands relaxed at sides. Handgun is loaded and holstered per ready condition in rule 8.1.1 and 8.1.2

**Procedure:**  
 On signal, step into shooting area and engage targets as they become visible from within fault lines.

**Notes:**  
 PP1 activates T6, PP2 activates T9, PP4 activates Max Trap T11 and PP5 activates Max Trap T10.



### PERSONAL STAGE DATA

Points: \_\_\_\_\_ Stage Points: \_\_\_\_\_  
 Time: \_\_\_\_\_ Stage Percent: \_\_\_\_\_  
 Hit Factor: \_\_\_\_\_ Stage Place: \_\_\_\_\_  
 High Hit Factor: \_\_\_\_\_ HHF Shot by: \_\_\_\_\_

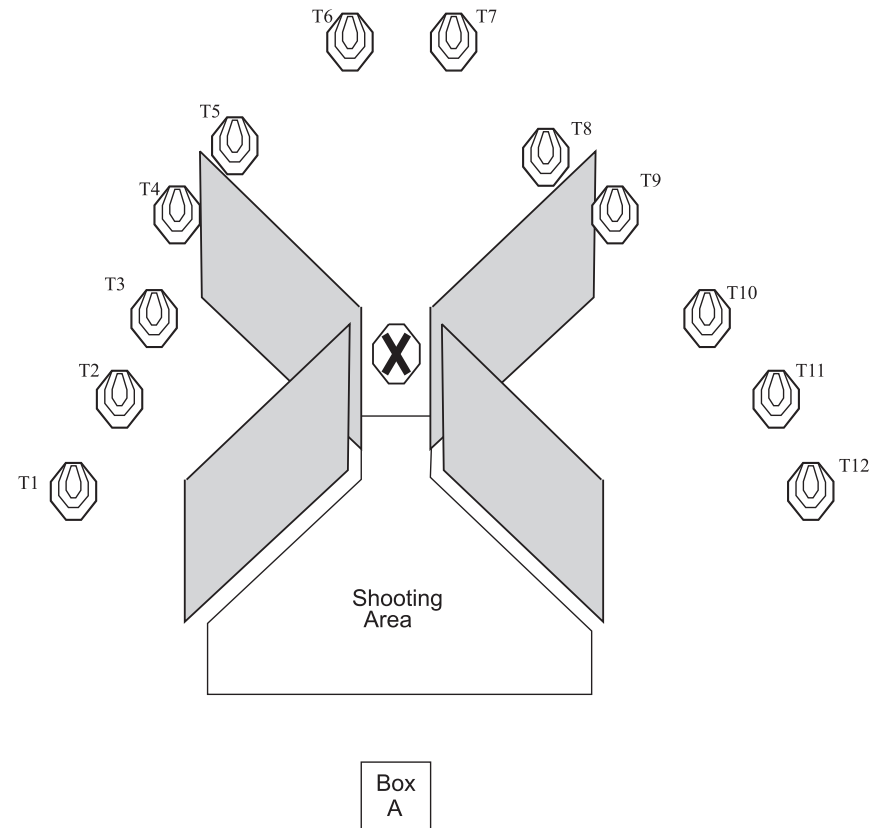
Stage 6  
**X Games**  
 Larry D'Agostino - CRO

**Stage Designer:** Matt Johnson - modifications by Nationals Design Team  
**Scoring Method:** Comstock  
**Targets:** 12 Classic – Best 2/paper  
**Rounds/Points:** 24 rounds, 120 points  
**Start/Stop:** Audible - Last Shot

**Penalties:**  
 Per current edition of USPSA Rule Book.

**Start Position:**  
 Standing in start Box A, hands relaxed at sides. Handgun is loaded and holstered as per ready condition in rule 8.1.1 and 8.1.2

**Procedure:**  
 On signal, draw and shoot targets as they become visible from within fault lines.



**PERSONAL STAGE DATA**

Points: \_\_\_\_\_ Stage Points: \_\_\_\_\_  
 Time: \_\_\_\_\_ Stage Percent: \_\_\_\_\_  
 Hit Factor: \_\_\_\_\_ Stage Place: \_\_\_\_\_  
 High Hit Factor: \_\_\_\_\_ HHF Shot by: \_\_\_\_\_

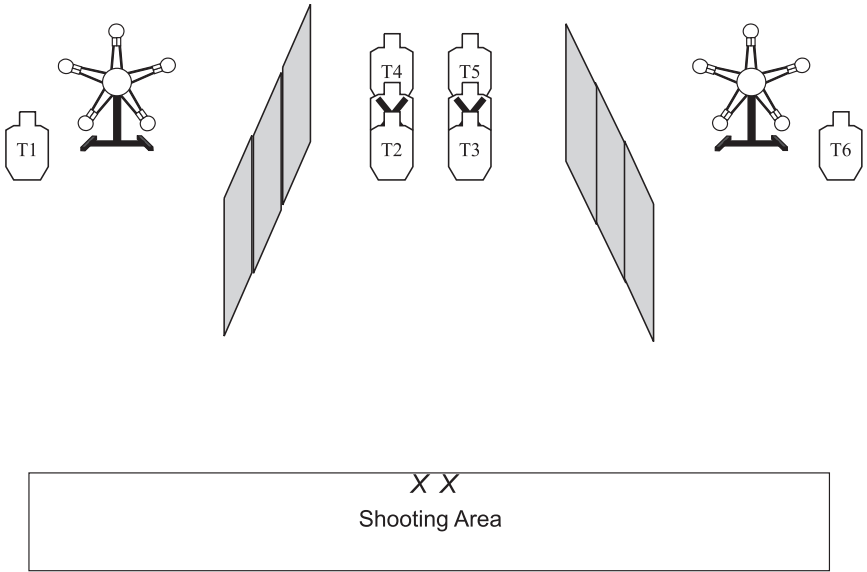
Stage 7  
**Star Light, Star Bright**  
 Jay Worden - CRO

**Stage Designer:** Nationals Design Team  
**Scoring Method:** Comstock  
**Targets:** 6 IPSC, 10 Plates – Best 2/paper, Steel: 1 KD = 1 "A"  
**Rounds/Points:** 22 rounds, 110 points  
**Start/Stop:** Audible - Last Shot

**Penalties:**  
 Per current edition of USPSA Rule Book.

**Start Position:**  
 Standing with hands relaxed at sides, toe's touching X's. Handgun is loaded and holstered as per ready condition in rule 8.1.1 and 8.1.2

**Procedure:**  
 On signal, draw and shoot targets as they become visible from within fault lines.



**PERSONAL STAGE DATA**

Points: \_\_\_\_\_ Stage Points: \_\_\_\_\_  
 Time: \_\_\_\_\_ Stage Percent: \_\_\_\_\_  
 Hit Factor: \_\_\_\_\_ Stage Place: \_\_\_\_\_  
 High Hit Factor: \_\_\_\_\_ HHF Shot by: \_\_\_\_\_

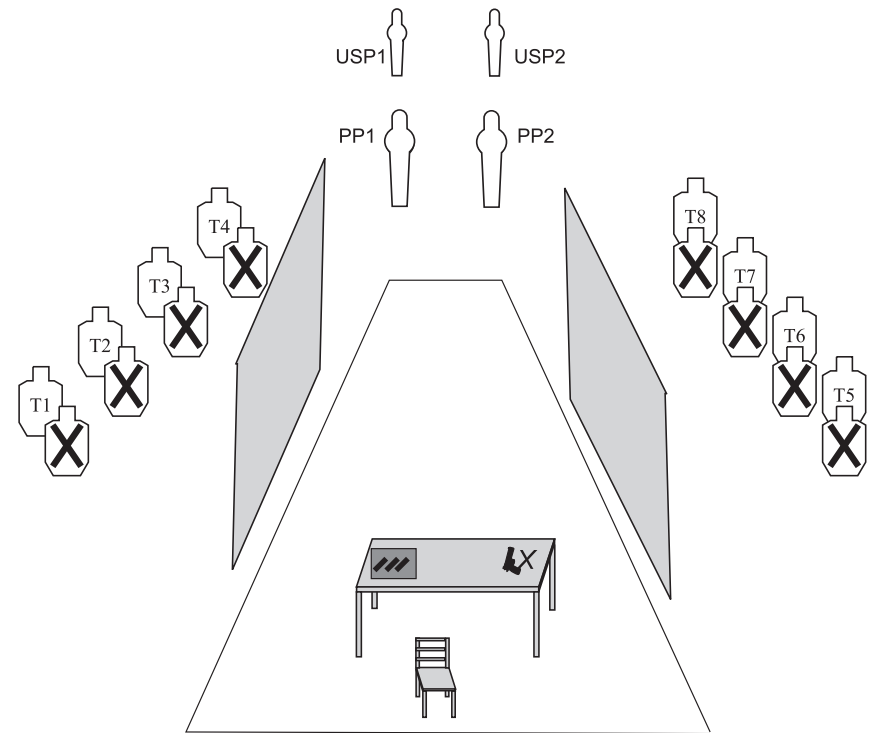
Stage 8  
**Don't Be A Rookie**  
 Bill Quintana - CRO

**Stage Designer:** Nationals Design Team  
**Scoring Method:** Comstock  
**Targets:** 8 IPSC, 2 PP, 2 USP – Best 2/paper, Steel: 1 KD = 1 "A"  
**Rounds/Points:** 20 rounds, 100 points  
**Start/Stop:** Audible - Last Shot

**Penalties:**  
 Per current edition of USPSA Rule Book.

**Start Position:**  
 Sitting on chair facing uprange. Handgun is Unloaded lying flat on X on the table and all magazines in box on table.

**Procedure:**  
 On signal, retrieve handgun and magazines from table. Then shoot all targets as they become visible from within fault lines.



**PERSONAL STAGE DATA**

Points: \_\_\_\_\_ Stage Points: \_\_\_\_\_  
 Time: \_\_\_\_\_ Stage Percent: \_\_\_\_\_  
 Hit Factor: \_\_\_\_\_ Stage Place: \_\_\_\_\_  
 High Hit Factor: \_\_\_\_\_ HHF Shot by: \_\_\_\_\_

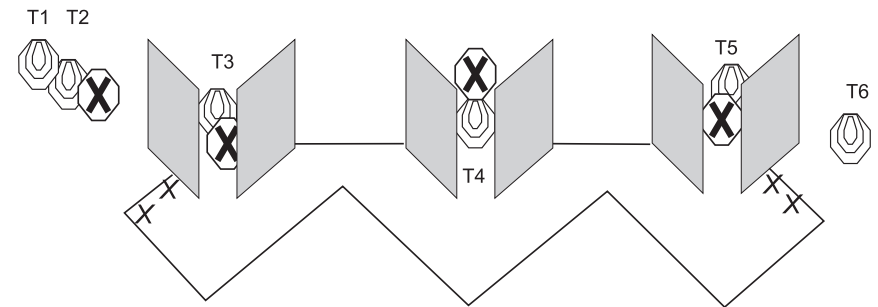
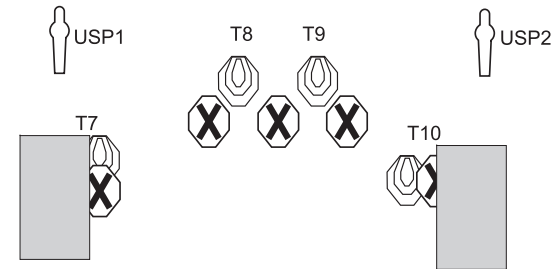
Stage 9  
**Follow The Rope**  
 Ray Hirst - CRO

**Stage Designer:** Nationals Design Team  
**Scoring Method:** Comstock  
**Targets:** 10 Classic, 2 USP – Best 2/paper, Steel: 1 KD = 1 "A"  
**Rounds/Points:** 22 rounds, 110 points  
**Start/Stop:** Audible - Last Shot

**Penalties:**  
 Per current edition of USPSA Rule Book.

**Start Position:**  
 Standing with toes touching X's on either side of shooting area, hands relaxed at sides. Handgun loaded and holstered per ready condition in rule 8.1.1 and 8.1.2

**Procedure:**  
 On signal, draw and shoot targets as they become visible from within the fault line ropes.



**PERSONAL STAGE DATA**

Points: \_\_\_\_\_ Stage Points: \_\_\_\_\_  
 Time: \_\_\_\_\_ Stage Percent: \_\_\_\_\_  
 Hit Factor: \_\_\_\_\_ Stage Place: \_\_\_\_\_  
 High Hit Factor: \_\_\_\_\_ HHF Shot by: \_\_\_\_\_

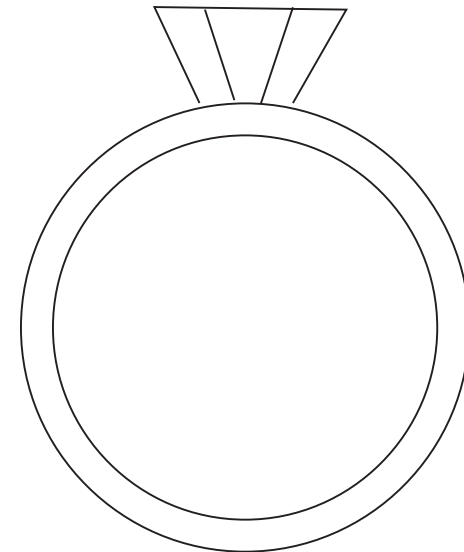
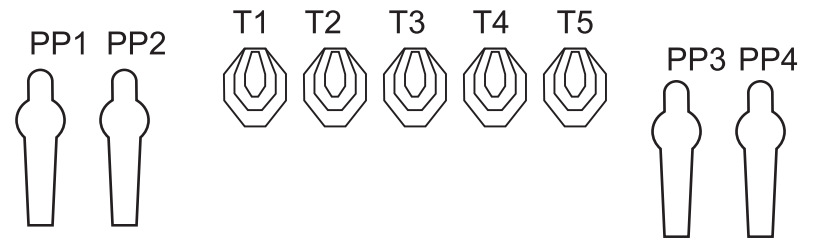
Stage 10  
**She Loves Me**  
 Tom Drazy - CRO

**Stage Designer:** Nationals Design Team  
**Scoring Method:** Comstock  
**Targets:** 5 Classic, 4 PP – Best 1/paper, Steel: 1 KD = 1 "A"  
**Rounds/Points:** 9 rounds, 45 points  
**Start/Stop:** Audible - Last Shot

**Penalties:**  
 Per current edition of USPSA Rule Book.

**Start Position:**  
 Standing with both hands touching each side of ring. Handgun is loaded and holstered as per ready condition in rule 8.1.1 and 8.1.2

**Procedure:**  
 On signal, shoot targets as they become visible through the ring.



**PERSONAL STAGE DATA**

Points: \_\_\_\_\_ Stage Points: \_\_\_\_\_  
 Time: \_\_\_\_\_ Stage Percent: \_\_\_\_\_  
 Hit Factor: \_\_\_\_\_ Stage Place: \_\_\_\_\_  
 High Hit Factor: \_\_\_\_\_ HHF Shot by: \_\_\_\_\_

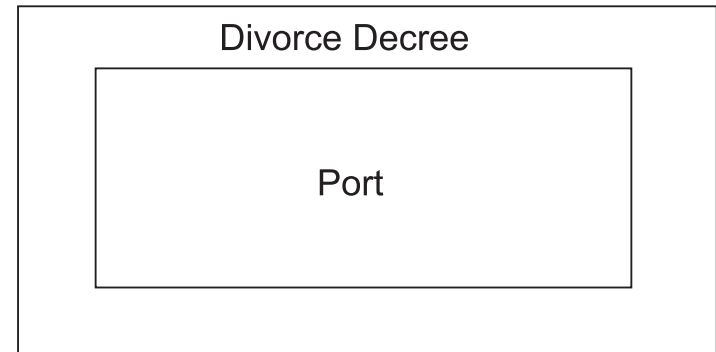

Stage II  
**She Loves Me Not**  
 Charles Varnold - CRO

**Stage Designer:** Nationals Design Team  
**Scoring Method:** Comstock  
**Targets:** 5 IPSC, 4 PP – Best 1/paper, Steel: 1 KD = 1 "A"  
**Rounds/Points:** 9 rounds, 45 points  
**Start/Stop:** Audible - Last Shot

**Penalties:**  
 Per current edition of USPSA Rule Book.

**Start Position:**  
 Standing facing up range with hands relaxed at sides. Handgun is loaded and holstered as per ready condition in rule 8.1.1 and 8.1.2

**Procedure:**  
 On signal, turn then draw and shoot targets as they become visible through port.



**PERSONAL STAGE DATA**

Points: \_\_\_\_\_ Stage Points: \_\_\_\_\_  
 Time: \_\_\_\_\_ Stage Percent: \_\_\_\_\_  
 Hit Factor: \_\_\_\_\_ Stage Place: \_\_\_\_\_  
 High Hit Factor: \_\_\_\_\_ HHF Shot by: \_\_\_\_\_

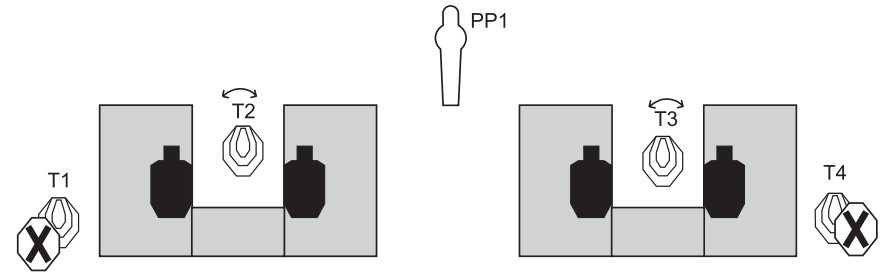
Stage 12  
**Be Quick**  
 Mike Dolan - CRO

**Stage Designer:** Nationals Design Team  
**Scoring Method:** Comstock  
**Targets:** 4 Classic, 1 PP – Best 2/paper, Steel: 1 KD = 1 "A"  
**Rounds/Points:** 9 rounds, 45 points  
**Start/Stop:** Audible - Last Shot

**Penalties:**  
 Per current edition of USPSA Rule Book.

**Start Position:**  
 Standing in Box A, both hands relaxed at sides. Handgun loaded and holstered per ready condition in rule 8.1.1 and 8.1.2

**Procedure:**  
 On signal, draw and shoot targets as they become visible from within fault lines. PP1 Activates swingers T2 and T3.



Shooting area

**PERSONAL STAGE DATA**

Points: \_\_\_\_\_ Stage Points: \_\_\_\_\_  
 Time: \_\_\_\_\_ Stage Percent: \_\_\_\_\_  
 Hit Factor: \_\_\_\_\_ Stage Place: \_\_\_\_\_  
 High Hit Factor: \_\_\_\_\_ HHF Shot by: \_\_\_\_\_

Stage 13  
**Hide And Seek**  
 Brian Hanna - CRO

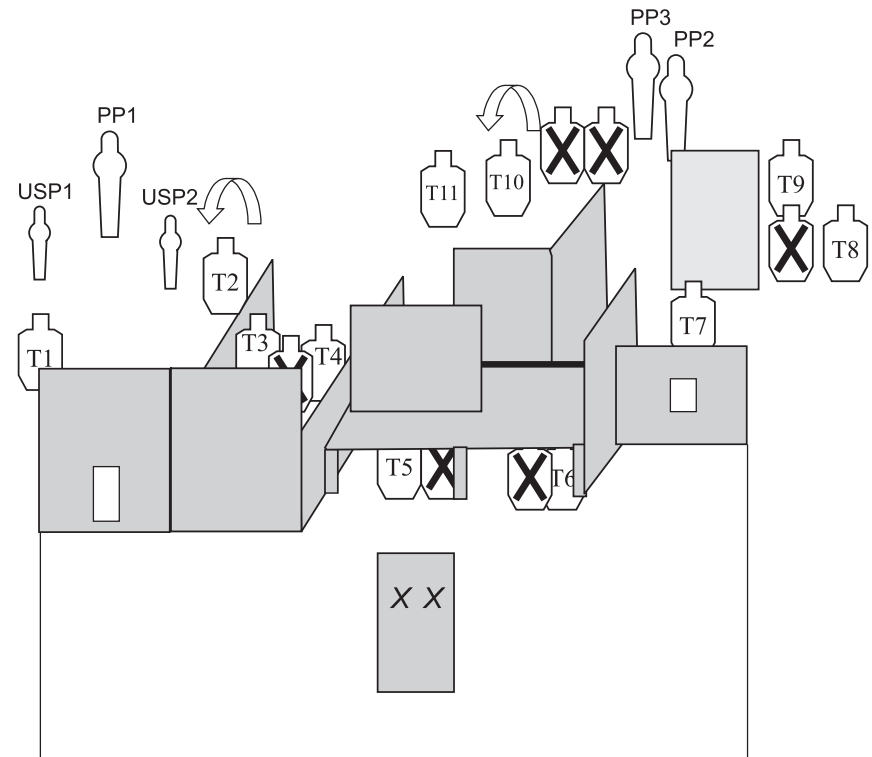
**Stage Designer:** Nationals Design Team  
**Scoring Method:** Comstock  
**Targets:** 11 IPSC, 3 PP, 2 USP – Best 2/paper, Steel: 1 KD = 1 “A”  
**Rounds/Points:** 27 rounds, 135 points  
**Start/Stop:** Audible - Last Shot

**Penalties:**  
 Per current edition of USPSA Rule Book.

**Start Position:**  
 Standing with hands on X's. Handgun is loaded and holstered per ready condition in rule 8.1.1 and 8.1.2

**Procedure:**  
 On signal, draw and shoot targets as they become visible from within fault lines.

**Notes:**  
 PP1 activates Clam T2 and PP2 activates Max Trap T10



**PERSONAL STAGE DATA**

Points: \_\_\_\_\_ Stage Points: \_\_\_\_\_  
 Time: \_\_\_\_\_ Stage Percent: \_\_\_\_\_  
 Hit Factor: \_\_\_\_\_ Stage Place: \_\_\_\_\_  
 High Hit Factor: \_\_\_\_\_ HHF Shot by: \_\_\_\_\_

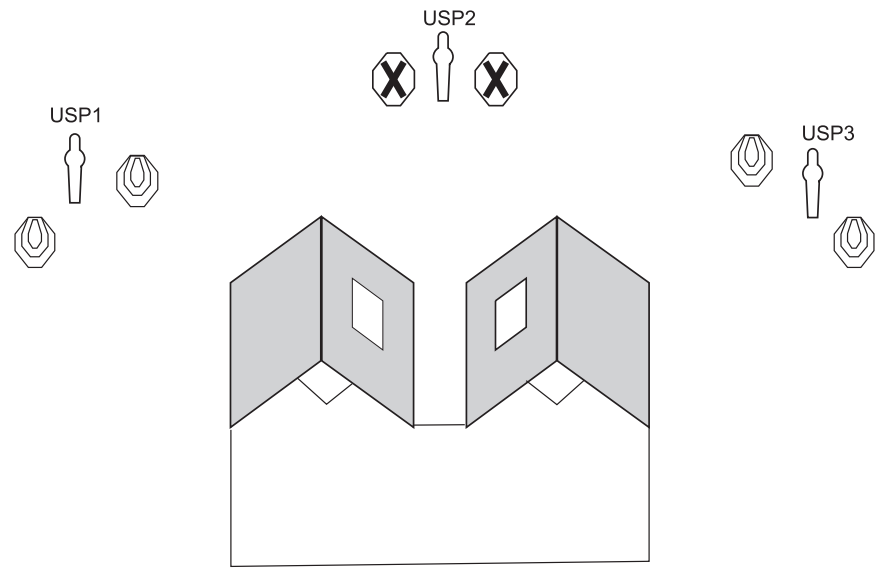
Stage 14  
**You're In Trouble**  
 Frank Thompson - CRO

**Stage Designer:** Nationals Design Team  
**Scoring Method:** Comstock  
**Targets:** 4 Classic, 3 USP – Best 2/paper, Steel: 1 KD = 1 "A"  
**Rounds/Points:** 11 rounds, 55 points  
**Start/Stop:** Audible - Last Shot

**Penalties:**  
 Per current edition of USPSA Rule Book.

**Start Position:**  
 Standing in either Box facing wall with toe's touching wall, hands relaxed at sides. Handgun is loaded and holstered as per ready condition in rule 8.1.1 and 8.1.2

**Procedure:**  
 On signal, draw and shoot targets as they become visible from within fault lines.



**PERSONAL STAGE DATA**

Points: \_\_\_\_\_ Stage Points: \_\_\_\_\_  
 Time: \_\_\_\_\_ Stage Percent: \_\_\_\_\_  
 Hit Factor: \_\_\_\_\_ Stage Place: \_\_\_\_\_  
 High Hit Factor: \_\_\_\_\_ HHF Shot by: \_\_\_\_\_

Stage 15  
**IPSC Stroll**  
 Angelo Rodriguez - CRO

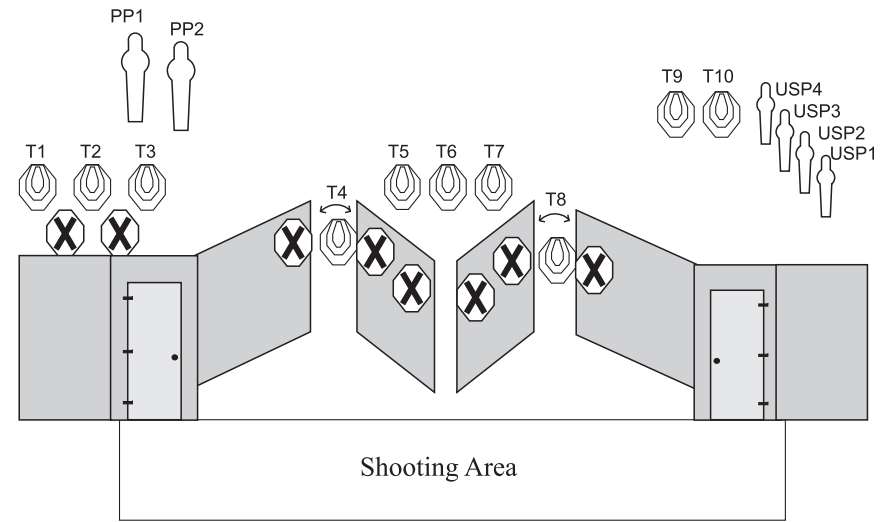
**Stage Designer:** Glenn Martin - modifications by Nationals Design Team  
**Scoring Method:** Comstock  
**Targets:** 10 Classic, 2 PP, 4 USP – Best 2/paper, Steel: 1 KD = 1 "A"  
**Rounds/Points:** 26 rounds, 130 points  
**Start/Stop:** Audible - Last Shot

**Penalties:**  
 Per current edition of USPSA Rule Book.

**Start Position:**  
 Standing in start box facing downrange hands relaxed at sides. Handgun is loaded and holstered per ready condition in rule 8.1.1 and 8.1.2

**Procedure:**  
 On signal, draw and shoot all targets as they become visible from within fault lines.

**Notes:**  
 PP1 activates swinger T4 and USP1 activates T8.



**PERSONAL STAGE DATA**

Points: \_\_\_\_\_ Stage Points: \_\_\_\_\_  
 Time: \_\_\_\_\_ Stage Percent: \_\_\_\_\_  
 Hit Factor: \_\_\_\_\_ Stage Place: \_\_\_\_\_  
 High Hit Factor: \_\_\_\_\_ HHF Shot by: \_\_\_\_\_

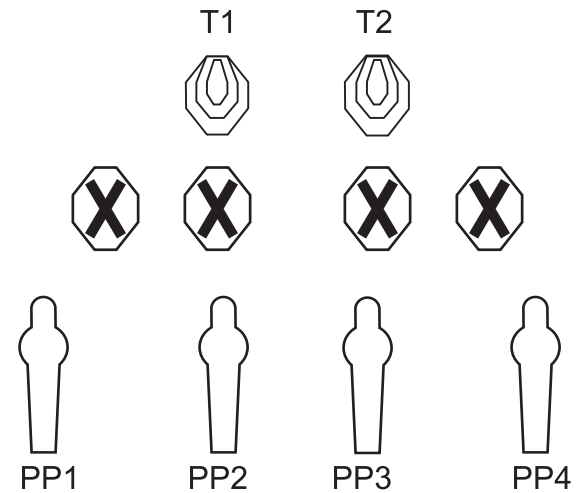
Stage 16  
**Not Too Fast**  
 Duane Eggers - CRO

**Stage Designer:** Nationals Design Team  
**Scoring Method:** Comstock  
**Targets:** 2 Classic, 4 PP – Best 2/paper, Steel: 1 KD = 1 "A"  
**Rounds/Points:** 8 rounds, 40 points  
**Start/Stop:** Audible - Last Shot

**Penalties:**  
 Per current edition of USPSA Rule Book.

**Start Position:**  
 Standing in Box A facing down range, hands relaxed at sides. Handgun is loaded and holstered as per ready condition in rule 8.1.1 and 8.1.2

**Procedure:**  
 On signal, draw and shoot targets from within fault lines.



**PERSONAL STAGE DATA**

Points: \_\_\_\_\_ Stage Points: \_\_\_\_\_  
 Time: \_\_\_\_\_ Stage Percent: \_\_\_\_\_  
 Hit Factor: \_\_\_\_\_ Stage Place: \_\_\_\_\_  
 High Hit Factor: \_\_\_\_\_ HHF Shot by: \_\_\_\_\_

Stage 17  
**In The Trench**  
 Fred Chovanec - CRO

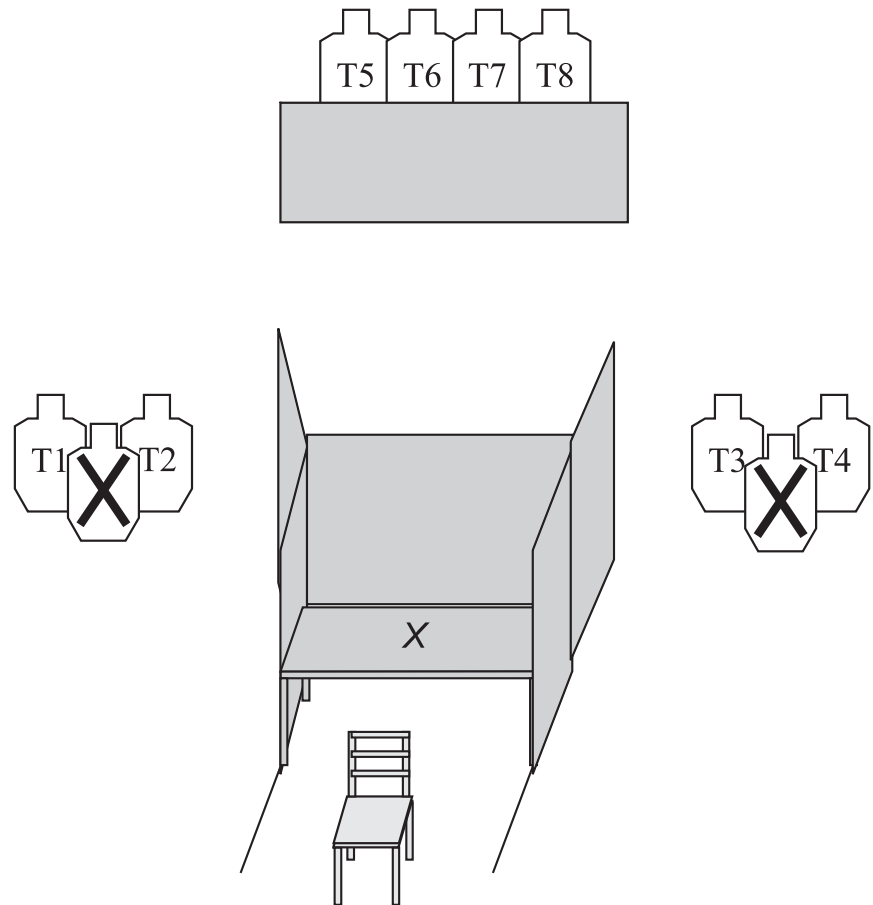
**Stage Designer:** Nationals Design Team  
**Scoring Method:** Comstock  
**Targets:** 8 IPSC – Best 2/paper  
**Rounds/Points:** 16 rounds, 80 points  
**Start/Stop:** Audible - Last Shot

**Penalties:**  
 Per current edition of USPSA Rule Book.

**Start Position:**  
 Sitting on chair facing downrange both hands on top rail of chair. Unloaded gun lying flat on X on table, slide forward and hammer down. Ammunition on belt.

**Procedure:**  
 On signal, shoot targets as they become visible from within fault lines.

**Notes:**  
 T1-T2 should only be visible from left side, T3-T4 should only be visible from right side and T5-T8 should only be visible under table.



**PERSONAL STAGE DATA**

Points: \_\_\_\_\_ Stage Points: \_\_\_\_\_  
 Time: \_\_\_\_\_ Stage Percent: \_\_\_\_\_  
 Hit Factor: \_\_\_\_\_ Stage Place: \_\_\_\_\_  
 High Hit Factor: \_\_\_\_\_ HHF Shot by: \_\_\_\_\_

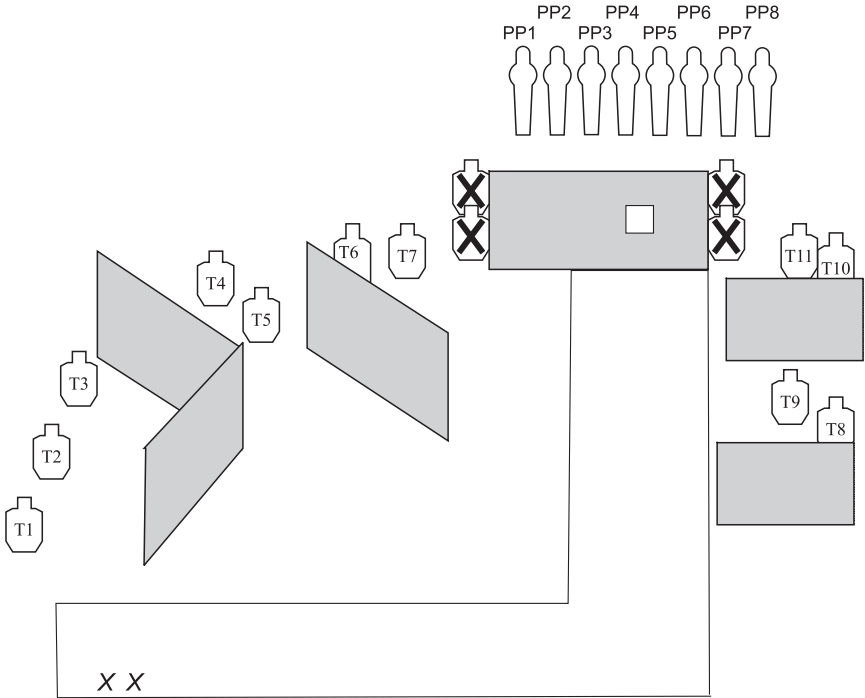
Stage 18  
**Happy 30th Anniversary**  
 Perry Wilson - CRO

**Stage Designer:** Nationals Design Team  
**Scoring Method:** Comstock  
**Targets:** 11 IPSC, 8 PP – Best 2/paper, Steel: 1 KD = 1 "A"  
**Rounds/Points:** 30 rounds, 150 points  
**Start/Stop:** Audible - Last Shot

**Penalties:**  
 Per current edition of USPSA Rule Book.

**Start Position:**  
 Standing with heels touching X's, Hands relaxed at sides. Handgun is loaded and holstered as per ready condition in rule 8.1.1 and 8.1.2

**Procedure:**  
 On signal, draw and shoot targets as they become visible from within fault lines.



**PERSONAL STAGE DATA**

Points: \_\_\_\_\_ Stage Points: \_\_\_\_\_  
 Time: \_\_\_\_\_ Stage Percent: \_\_\_\_\_  
 Hit Factor: \_\_\_\_\_ Stage Place: \_\_\_\_\_  
 High Hit Factor: \_\_\_\_\_ HHF Shot by: \_\_\_\_\_